

**S E M C O R P**  
POWER YOUR FUTURE

“

” ”

” ”

”











<http://www.cninfo.com.cn>

2019 1 1 2019 12 31

2018 1 1 2018 12 31

Paul Xiaoming Lee

Sherry Lee

2017

wc t

BOPP		
		BOPP "BOPP "
		BOPP "BOPP "
		SDI
LG Chem		LG Chem, Ltd
CATL		
		16

			002812
			YUNNAN ENERGY NEW MATERIAL CO., LTD.
			ENERGY TECHNOLOGY
			PAUL XIAOMING LEE
			125
			653100
			125
			653100
			www.cxxcl.cn
			groupheadquarter@cxxcl.cn

	125	125
	0877-8888661	0877-8888661
	0877-8888677	0877-8888677
	groupheadquarter@cxxcl.cn	groupheadquarter@cxxcl.cn

	www.cninfo.com.cn

	91530000727317703K
	1 BOPP 2
2018	1
3	2

	16 7 12

	111		2016 9 12 2019 7 18
	48		2019 7 18 2021 12 31

	111		2016 9 12 2019 7 18
	48		2019 7 18 2019 12 31

	2019	2018			2017	
	3,159,561,554.91	2,457,492,825.89	2,457,492,825.89	28.57%	1,220,269,977.91	2,114,375,082.70
	849,837,425.81	518,439,455.43	518,439,455.43	63.92%	155,923,462.57	368,226,230.91
	752,823,445.85	318,233,698.49	318,233,698.49	136.56%	141,109,283.04	141,109,283.04
	763,297,007.77	171,020,949.81	171,020,949.81	346.32%	171,900,348.08	260,476,614.55
/	1.06	1.21	0.72	47.22%	1.15	0.94
/	1.06	1.21	0.72	47.22%	1.16	0.94
	20.36%	16.48%	16.48%	3.88%	9.74%	15.00%
	2019	2018			2017	
	12,193,188,361.42	7,702,468,537.78	7,702,468,537.78	58.30%	2,037,988,128.92	5,027,642,256.78
	4,551,052,876.43	3,831,154,951.68	3,831,154,951.68	18.79%	1,655,027,243.30	2,637,081,001.84

	656,263,395.06	721,845,075.46	728,275,387.75	1,053,177,
	212,300,533.56	176,627,280.54	242,855,661.48	218,053,9.
	179,524,005.55	143,285,816.08	230,589,327.60	199,424,290
	-75,828,322.33	192,899,560.39	88,388,338.73	557,837,430.



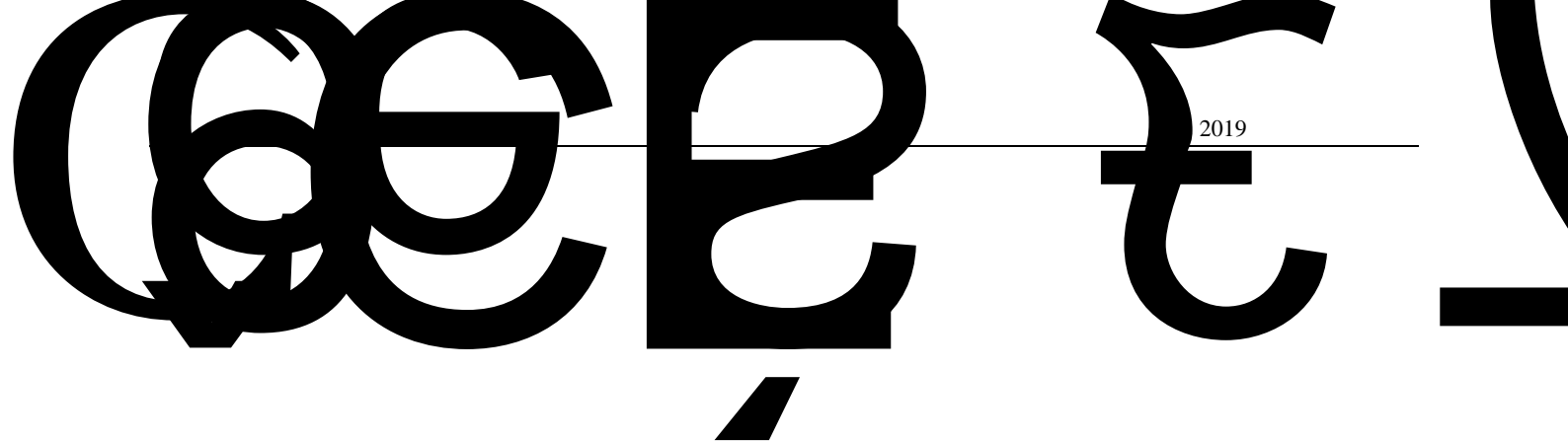
2019

2018

2017

1 --

1 --



2019

1

BOPP

3C

LG Chem. Ltd.

SDI

20

A

“ ” “ ” “ ” “ ” “ ” “ ” “ ” “Marble” “ ”

TOP10

RIESLANDCAMPINA NEDERLAND B.V.

2 Ä r Ñ Ö œ ( È Ä F + X K 0 ? ± E £ ¢ \$

1

p

93%

Exp. 5.0% P. 0h

100%

	2019	1.6	BOPP	BOPP	BOPP
BOPP					
2019	12056	4.3%		11770	17.7%
		A			

7C €

B

7C €

\$

Y

	55.47%
	13.03%
	48.90%
	221.94%
	10862.04%
	60.81%
	44.84%
	186.61%
	292.66%
	150.93%

1

2019

8

23

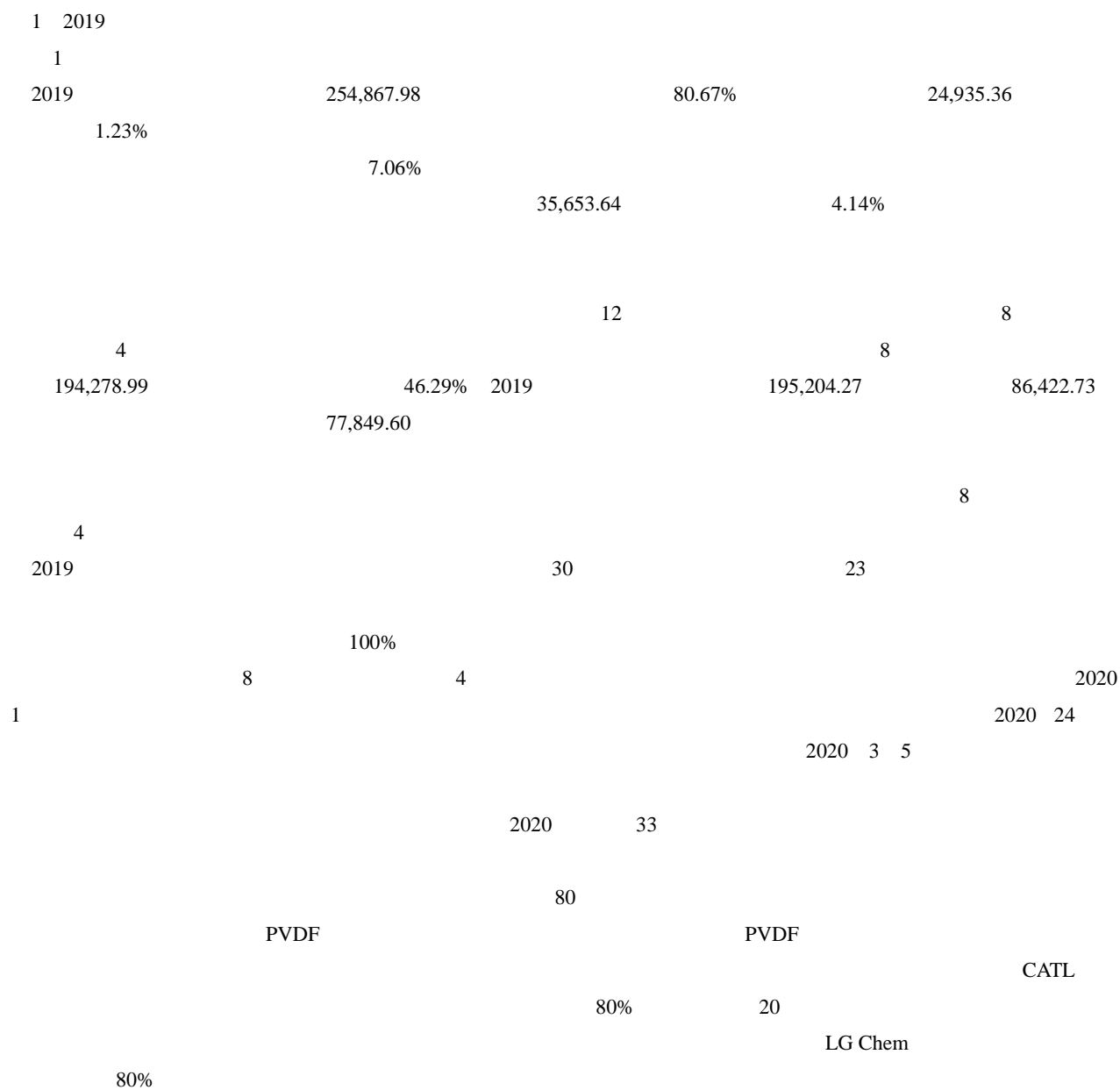
80%

2

3



BOPP



18-24

2

11,716.44

2.17%

2.51%

2019

28,922.22

23.55%

3.39%

16.94

12.24% \*

[2019]28

“ ”

BOPP

7 BOPP

1 BOPP 36,000 2 BOPP

“ ” “ ”

	2019		2018		
	3,159,561,554.91	100%	2,457,492,825.89	100%	28.57%
	3,126,340,216.38	98.95%	2,430,868,011.35	98.92%	28.61%
	33,221,338.53	1.05%	26,624,814.54	1.08%	24.78%
	2,548,679,847.72	80.67%	1,922,895,430.59	78.25%	32.54%
	117,164,386.20	3.71%	114,681,125.05	4.67%	2.17%
	289,222,202.20	9.15%	234,090,271.99	9.53%	23.55%
	128,704,093.13	4.07%	129,068,390.52	5.25%	-0.28%
	42,569,687.13	1.35%	30,132,793.20	1.23%	41.27%
	33,221,338.53	1.05%	26,624,814.54	1.08%	24.78%
	642,008,612.82	20.32%	626,014,558.41	25.47%	2.55%
	1,265,744,809.31	40.06%	1,146,226,043.79	46.64%	10.43%
	90,039,636.26	2.85%	96,185,360.11	3.91%	-6.39%
	718,537,858.83	22.74%	427,464,605.25	17.39%	68.09%
	67,748,456.39	2.14%	63,667,796.14	2.59%	6.41%
	31,522,819.66	1.00%	23,569,852.40	0.96%	33.74%



2019  
2019

2019

LG Chem,Ltd.

6.17

5 2019 5 19  
2019-061

		2019		2018		
		724,639,964.81	56.29%	641,235,461.31	62.70%	13.01%
		75,161,550.98	5.84%	65,396,536.57	6.39%	14.93%
		272,091,995.11	21.14%	185,074,924.06	18.10%	47.02%
		215,343,445.15	16.73%	130,931,340.03	12.80%	64.47%
		1,287,236,956.04	100.00%	1,022,638,261.97	100.00%	25.87%
		51,697,207.14	81.79%	50,315,049.29	77.71%	2.75%
		6,678,217.91	10.56%	7,218,876.50	11.15%	-7.49%
		3,935,800.11	6.23%	6,039,163.80	9.33%	-34.83%
		899,767.44	1.42%	1,176,390.38	1.82%	-23.51%
		63,210,992.62	100.00%	64,749,479.98	100.00%	-2.38%
		188,589,710.01	86.02%	157,962,473.65	85.21%	19.39%
		8,731,300.51	3.98%	6,475,387.68	3.49%	34.84%
		19,864,278.02	9.06%	19,490,068.14	10.51%	1.92%
		2,054,567.14	0.94%	1,454,361.93	0.78%	41.27%
		219,239,855.68	100.00%	185,382,291.40	100.00%	18.26%
		85,416,413.30	83.57%	88,838,372.24	80.57%	-3.85%
		5,244,251.63	5.13%	5,901,782.01	5.35%	-11.14%
		7,987,573.22	7.81%	11,482,139.99	10.41%	-30.43%

		3,560,851.30	3.48%	4,046,573.50	3.67%	-12.00%
		102,209,089.46	100.00%	110,268,867.74	100.00%	-7.31%
		16,215,589.60	55.20%	9,711,872.04	53.32%	66.97%
		3,697,743.93	12.59%	2,120,072.79	11.64%	74.42%
		6,936,148.45	23.61%	4,704,686.01	25.83%	47.43%
		2,525,289.01	8.60%	1,677,783.33	9.21%	50.51%
		29,374,770.99	100.00%	18,214,414.17	100.00%	61.27%

“ ” BOPP BOPP  
 ” “ ” “ “ ”  
 ” “ ” “

3


1 2,000.00 100%

2 665.83 82% 2019 12 24

	1,663,139,121.90
	52.64%
	0.00%

5

1		831,402,741.41	26.31%

2		376,440,856.48	11.91%
3		221,504,377.51	7.01%
4		162,333,049.03	5.14%
5		71,458,097.47	2.26%
	--	1,663,139,121.90	52.64%

5%

	757,493,872.04
	34.68%
	0.00%

5

1		252,099,012.55	11.54%
2		153,756,652.09	7.04%
3		147,073,607.56	6.73%
4		116,091,297.36	5.32%
5		88,473,302.48	4.05%
	--	757,493,872.04	34.68%

5%

BOPP

	2019	2018		
	67,250,207.94	49,821,014.06	34.98%	
	122,867,832.09	154,427,730.03	-20.44%	
	98,965,867.78	24,850,303.98	298.25%	
	154,913,207.75	96,649,923.26	60.28%	

1									
2									
3	PVDF								
4	PVDF								
5									
6									
7	7um								
8	10um								
9	5um								
10	11um								
11			150	1h	MD&TD	5%	105	20min	100-300s/100cc
12			2um		150	1	MD&TD	5%	
13							2-5%		
14							10%		
15									
16									

17	PVDF			
18	PVDF			
19	PVDF		PVDF	
20	PE MBR		MBR	
21				
22				
23				
24				
25				
26			BOPP	

	2019	2018	
	381	341	11.73%
	9.72%	10.98%	-1.26%
	154,913,207.75	96,649,923.26	60.28%
	4.90%	3.93%	0.97%
	0.00	0.00	0.00%
	0.00%	0.00%	0.00%

	2019	2018	
	3,309,747,737.65	1,915,856,613.73	72.76%
	2,546,450,729.88	1,744,835,663.92	45.94%
	763,297,007.77	171,020,949.81	346.32%
	52,295,255.92	403,178,860.73	-87.03%
	3,126,243,760.37	1,550,998,911.62	101.56%
	-3,073,948,504.45	-1,147,820,050.89	-167.81%
	5,427,097,775.55	1,688,224,502.72	221.47%
	2,646,402,569.35	904,240,751.94	192.67%
	2,780,695,206.20	783,983,750.78	254.69%
	470,043,709.52	-192,815,350.30	343.78%

1  
2  
3  
4  
5  
  
6  
7  
8

9


10

	2019		2019		
	1,011,554,636.06	8.30%	314,208,776.19	4.08%	4.22%
	1,424,354,132.31	11.68%	1,230,782,697.45	15.98%	-4.30%
	759,230,046.85	6.23%	472,129,627.62	6.13%	0.10%
	10,001,993.90	0.08%	10,536,225.02	0.14%	-0.06%
	3,343,466.01	0.03%	3,047,794.85	0.04%	-0.01%
	4,936,597,979.17	40.49%	3,175,318,286.44	41.22%	-0.73%
	1,554,274,795.85	12.75%	1,043,819,684.10	13.55%	-0.80%
	2,670,365,032.83	21.90%	931,697,913.66	12.10%	9.80%

---


		—

2,600,533,524.81	2,229,001,616.66	16.67%



1,507,938,160.92 1,805,478,363.25 85.00% -- 51,768,040.49

100% 100%



				0.00	0.00		0.00%	--	0.00		2019 07 02	2019-076
	--	--	--	2,480,153,353.57	5,996,197,577.67	--	--	--	606,964,107.02	--	--	--

2016		74,776.7	2,472.87	64,188.02	10,588.68	10,588.68	14.16%	10,588.68		10,588.68
	--	74,776.7	2,472.87	64,188.02	10,588.68	10,588.68	14.16%	10,588.68	--	10,588.68
		[2016]1886				3,348				
			334.80		3,013.20		23.41 /	3,348		
							3,599.98			
74,776.70							2016 9 6		[2016]	000897
	2016 9 30				23,665.91					
		[2016]004562								
2017		26,067,736.89		2018		36,288,006.85			24,728,775.11	
2019 12 31				111,082,096.90						5,195,332.95

	( )	(1)	(2)	(3) (2)/(1)					
1	30	28,414.7	2,458.34	28,414.7	100.00%	2019 08 15	2,217.17		
2	1.3	10,684.57	3,617.5	14.53	3,617.5	100.00%			
3		4,993.17	1,471.56		1,471.56	100.00%			
4		20,000			20,000	100.00%			
5		10,684.26			10,684.26	100.00%			
	--	74,776.7	5,089.06	2,472.87	64,188.02	--	--	2,217.17	--
	--	74,776.7	5,089.06	2,472.87	64,188.02	--	--	2,217.17	--
						2019 12 31			

	“ 1.3 ”	2016				
	” 1.3		”	1.3	”	”
	”		2018			
			2018			
	1.3	23,665.91	30	19,793.57		
			2,421.38	1,450.96		
		2016 9 30				
			2016 004562		2016 11	

		(1)	(2)		(3)=(2)/(1)				
1	1.3					2020	11		
		10,588.68	0	0	0.00%	16		0	
2									
	--	10,588.68	0	0	--	--		0	--
			1.3						
			2016						
		(							
		)							

\$e

10%

			389,210,834.00	9,835,409,652.83	3,314,078,957.69	1,952,042,718.82	989,819,561.51	864,227,318.93

			40.37	2019 -45.21
				2019 85.58
				2019 0

1 2010 4 27

155

2 2016 10 27

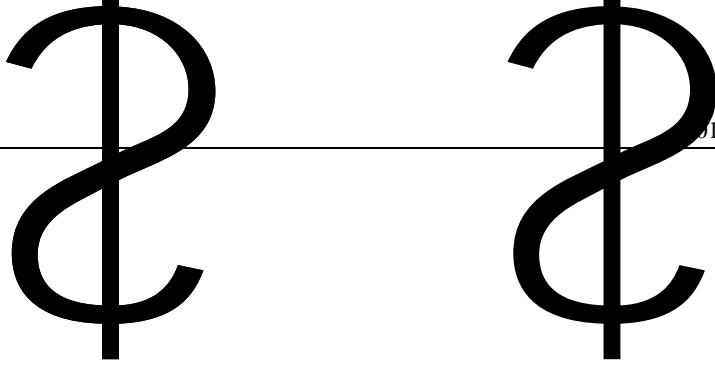
889

8

194,278.99 46.29% 2019 195,204.27 86,422.73

77,849.60 106,344.25 196.86%

38,291.56 241.72%



1

“ ”

BOPP

2 ~~END~~ €

1

4

5

6

2019 02 19			2019 2 19
2019 05 08			2019 5 8

1

2

3

4

1  
80%  
2  
40%  
3  
20%

4

1  
2  
3

5

30% 3

2018  
2019 4 25

2018  
2019 5 17 2018

2018

2019-037


3

1

					805,370,770		
					100,671,346.25		
					0.00		
					100,671,346.25		
					187,733,251.59		
					100.00%		
20%							
2019			2019	12	31	805,370,770	,
10		1.25	10,067.13				

			1			
			2			
					2017 06 13	
			1	3		
			2		2017 06 13	
			3	12		

1  
2  
3  
4  
5  
6

2017 05  
25

2017 06  
13

1





1

		36	2017 06 13	2017 6 13 2021 8 15	
			2017 06 13		
			2017 06 13		
			2017 06 13		

Paul Xiaoming Lee	3	1	12	50%	2017 05 02	2018 7 31 2021 7 30
		2	12	24	40%	
		3	24	36	30%	
Paul Xiaoming Lee			2	500	2017 05 02	
Paul Xiaoming Lee					2017 05 02	

			10,416,022		"	"	1,795.50			
					54,655,167		11.53%			
Jerry Yang Li			36					2018 10 25	2018 10 25 2021 8 14	
			;	6	20		12			
					6		6			
Jerry Yang Li			1					2018 10 25		
			2							
			3							
Jerry Yang Li								2018 10 25		

	Jerry Yang Li											2018 10 25		
	Jerry Yang Li											2018 10 25		
	Jerry Yang Li			2018	2019	2017	2018	2019	2020	2017	2017	2018 10 25	2018 10 25 2020 12 31	

	Sherry Lee		15,624,033				2019				
			11,596,884	15,624,033			2018	10	2018	10	25
					36						
				12		6					
		20		6				25			
			6						2021	8	14

1  
U

36  
20  
6  
V

6

6

2

36

Ma

Paul Xiaoming Lee


Yan

6

			1	Paul Xiaoming Lee						
				36		25%	6			
			6	20			6	2016 09 14	2016 9 14	2019 9 14
			2				36			
							25%	6		

			3	20					
		1	10	"	"				
		3	2,000			20			
		2							
			3						
		1				10		2016 09 14	2016 9 14
			N				10+N	2019 9 14	
						3			
			20				30%		
		2							
		3							





2

3

3

25%

3

30%

4

5

3

6

1

'É ãÝ X

2



		<p>1</p> <p>2</p> <p>3</p> <p>4</p> <p>4</p> <p>2</p>	<p>1</p> <p>2</p> <p>3</p> <p>6</p> <p>3</p> <p>2</p> <p>1</p>	<p>2016 09</p> <p>14</p>		
		<p>1</p> <p>2</p> <p>3</p>	<p>1</p> <p>2</p>	<p>2016 09</p> <p>14</p>		

1

2

3

4

1

2

3

2

5

1

4

2012 11  
10

2016 09  
14

1

2

3

4

5

		10,416,022		1,795.50			
		54,655,167		11.53%			
	1	36					
Jerry Yang Li	2	6	20		6	2018 10 25	2018 10 25
				6		2019 9 14	
	3						
	4						

		10,416,022		1,795.50			
		54,655,167		11.53%			
	4	36					
Jerry Yang Li	5	6	20		6	2018 10 25	2018 10 8 25
				6		2019 9 14	
	6						
	4						

	Jerry Yang Li		10,416,022	1,795.50			
			54,655,167	11.53%			
		1					
		2					
		3				2018 10	
		4		1		25	
		4		2			
		2		3			
			4				
			1				
		2					



	Jerry Yang Li		10,416,022		1,795.50			
			54,655,167		11.53%			
		1						
		2						
		3	25%				2018	10
		4					25	
5								
6				2	1			
					4			
						3		



	Sherry Lee		15,624,033	904.50	27,593,884			
				11,596,884	15,997,000	65,503,802		
			13.82%					
		1		36				
		2	6		20		2018 10 25	2018 10 25
3				6				
4								

	Sherry Lee		15,624,033	904.50	27,593,884		
			11,596,884	15,997,000	65,503,802		
		1	13.82%				
		2		25%			2018 10
		3					25
		4					
		6		2	1		
					4		
						3	

		1 2 3 4 5 6	[2015]31	2019 05 14		
		1 2	[2015]31	2019 05 14		
				2017 03 30		

			1						
			2						
			3						
			25%						
			4		6		6	2017 03 30	
				20%				2017 04 20	2017 4 20 2019 4 20
								2019 05 14	2019 5 14 2021 5 14

	2018 01 01	2018 12 31	55,500.00	58,487.3		2017 05 03	
	2019 01 01	2019 12 31	76,300.00	77,537.02		2017 05 03	

2018 90.08%

2017 2018 2019 2017 2018 2019

3.78 5.55 7.63 2018 2018 2019 2020

2018 2019 2020 5.55 7.63 8.52

2017

“ ” 2017

2019 8.64

2017 7.63 0.12 101.62%

2018 2019 2017 13.60 13.18 0.42

103.22%

2019 2017 7.63 2018 2019 2017 13.60

“ ”

2019 7 28

—

2019

2017  
2019 6

2019 4 30

—

1

1

“

“ ” “ ”

” “ ” “

”

2

3

“ ” “ ”

4

5

“ ”

2

1

2019

2019 6

“ ” “ ” “ ”

“ ” “ ” “ ”

“ ”

“ ”

22 —

2017 7

“ ” “ ” “ ”

“

”  
“ ” “ ”

2

2019 10 22

—

—

1 2019 9 19 2019 2019 16

1

“ ” “ ” “ ”  
“ ” “ ” “ ”  
“ ” “ ” “ ”

2

“ ” 22 — 2017 7

“ ” “ ” “ ”  
“ ” “ ” “ ”  
“ ” “ ” “ ”

3

“ ”

2

2018

2019

3

100%

82%

	130
	8
	1 2

A  
1,000


A

# 附錄一

2019

1	2017								
1	2017 3 30			<	2017				>
					2017				
	2017						2017 3 30		
				<	2017				>
									2017
	2017 3 31								
					2017-017				2017-030
					2017				
2							2017 3 31		2017 4 10
	2017 4 13								
2017							2017-039		
3	2017 4 20	2016		<	2017				>
									2017-039
					0017				2017-039
3	2017 4 21								2016
					2017-043				
4	2017 6 1								
		2017						92	84
		306.50			257.00			2017 6 1	
									2017
	2017								
	2017 6 21								
2017					2017-073				2017
					2017-074				
					2017-076				
5	2017 6 8	2017							2017

			2018-067	<2017	>
		2018-068			
7	2017		7	“ ”	
			55,800	14.325 /	
2018 9 27		2018 9 28			
			2018-123		
2					
3	2019 7 12			<2017	>
		2017			<2017
	>				
	<2017	>		2017	
		<2017	>		
	2019 7 13				
	<2017	>		2019-084	<2017
			2019-085	2017	
		2019-090			
4	2019 7 30				
			68,000	2019 7 31	
					2019-104
5	2019 8 15	2019		<2017	>
				2019 8 16	
		2019			2019- 119
6	2017		17	“ ”	
		“ ” 17		17	
			204,680	8.426 /	
	2019 8 30	2019 8 31			
			2019-132		
		2017			30,995,694.08
		24,788,191.58		6,047,256.98	
	19.51%				







---

2019	07	02	4,400	2019	03	14	2,000
2019	07	02	3,500	2019	03	25	3,600
2019	07	02	7,800	2018	10	19	

0 5

Λ -

2019	07	02	500	2019	12	02	
2019	07	02	3,000	2018	12	17	
2019	07	02	10,000	2019	03	15	6,240
2019	07	02	8,000	2019	03	12	8,000
2019	07	02	130,000	2019	05	17	126,936.61
2019	07	02	150,000				



		5,000	0	0
		5,000	0	0

2019-002

2019-013



LG  
Chem,  
Ltd.

2019 04  
04

- - - -

2019 05  
20

100%

2019 08  
04

25,397.08 66,500

2019  
06 30



2020

300

1

2

		2019-019	
2019-020		2019-031	
3	2019 4 25	<	>
2018	10 26		<
>	2018 11 9	2018 35	2019
1	11	<	>
			2019-042
4	2019 7 12		< >
		473,867,912	805,575,450
2017	&		

2019-021

2019-096

2019-177

2 2019 3 14

2019

2019-027 2019 6 11

2019-066

3 2019 3 31

100.00%

2,000.00

100.00%

2019-028

100%

2019-059

4 2019 4 25

“ 1.3 ”

“ 1.3 ”

“ “ ”

110,252,772.81

1.3

73,116,640.61

2,445,986.56

37,136,132.20

1,920,022.30

2019 4 25

“ ”

2019-041

5 2019 7 1

100,000

60,000

160,000

2019-076

2019-095

6

2019 7 28

4

2019-099

7 2019 7 30

BOPP

“ ”

BOPP

7 BOPP

2 BOPP

1 BOPP

36,000  
BOPP

2019-106

8 2019 7 30

“ ”

BOPP

14

“ ”

2019-107

“ ”

2019-115 2019 8 4

<

>

2019 8 5

2019 9 9

<“ ”

>

“ ”

“ ”

”

“ ”

“ ”

2019-142

9 2019 8 23

%





2019

	179,595,938.648		10	7		805,575,450
	2019 7 8		2019 7 9			
3	2017					
2019 7 12				2017		
		84				2,484,720
	0.308%			2019 7 22		
4			2017			
2019 7 12						



Paul Xiaoming Lee	80,584,658	88,659,680	66,498,900	102,745,438	2018	2019 9 2018 2021 8 15 25%
Sherry Lee	27,593,884	45,876,575	27,194,900	46,275,559	2018 2018	2019 9 2018 2021 8 15
	41,153,007	28,755,077	74,325	69,833,759	2018	2018 2021 8 15 25%
JERRY YANG LI	0	17,707,237		17,707,237	2018	2018 2021 8 15
	73,858,000	51,700,600	125,558,600	0		2019 9 17
	9,996,000	6,997,200	16,993,200	0		2019 9 17
	1,604,800	1,123,360	2,728,160	0		2019 9 17
	1,439,900	2,843,803	2,447,830	1,835,873		2019 9 17 25%

	240,000	318,450	163,200	395,250		2019 7 22 25%
	240,000	267,450	163,200	344,250		2019 7 22 25%
82	3,150,000	2,205,000	2,363,000	2,992,000		2019 7 22
	26,040,055	0	26,040,055	0	2018	Sherry Lee Jerry Yang Li 60% 40% 2019 4
	22,307,149	15,615,004	28,441,614	9,480,539	2018	2018 75% 2019 8 19 25% 2021 8 15
	11,490,693	8,043,485	18,532,368	1,001,810	2018	2018 75% 2019 8 19 25% 2021 8 15
	9,133,422	6,393,395		15,526,817	2018	2018 2021 8 15
14	37,909,169	26,536,419	48,334,186	16,111,402	2018	2018 75% 2019 8 19 25% 2021 8 15
	346,740,737	303,042,735	365,533,538	284,249,934	--	--

1	2018	2018 12 31	473,867,912	
10	3.79		10 7	2019
7 9	473,867,912	805,575,450		
2	2017		17	
“ ”			136,680	
	68,000	204,680	2019 8	
	805,575,450	805,370,770		

	19,380		26,045		0		0
				8		8	
5%		10					
Paul Xiaoming Lee		17.01%	136,993,919	56,409,261	102,745,438	34,248,481	25,192,975
		15.60%	125,658,390	51,741,690	0	125,658,390	41,548,000
Sherry Lee		9.12%	73,470,459	45,876,575	46,275,559	27,194,900	
		8.70%	70,069,889	28,892,107	69,833,759	236,130	
		4.18%	33,625,020	11,317,871	9,480,539	24,144,481	
JERRY YANG LI		2.20%	17,707,237	17,707,237	17,707,237	0	
		2.03%	16,332,107	6,724,985	0	16,332,107	
		1.93%	15,526,817	6,393,395	15,526,817	0	
		1.91%	15,397,051	11,809,832	0	15,397,051	
		1.58%	12,744,900	2,748,900	0	12,744,900	6,000,000
10	3						

10			
	125,658,390		125,658,390
Paul Xiaoming Lee	34,248,481		34,248,481
Sherry Lee	27,194,900		27,194,900
	24,144,481		24,144,481
	16,332,107		16,332,107
	15,397,051		15,397,051
	12,744,900		12,744,900
	9,276,022		9,276,022
-	7,167,125		7,167,125
	6,979,736		6,979,736
10		10	
	10		
10			
	4		

10

10

10

10

Paul Xiaoming Lee		
Yan Ma		
Sherry Lee		
Yanyang Hui		
Jerry Yang Li		

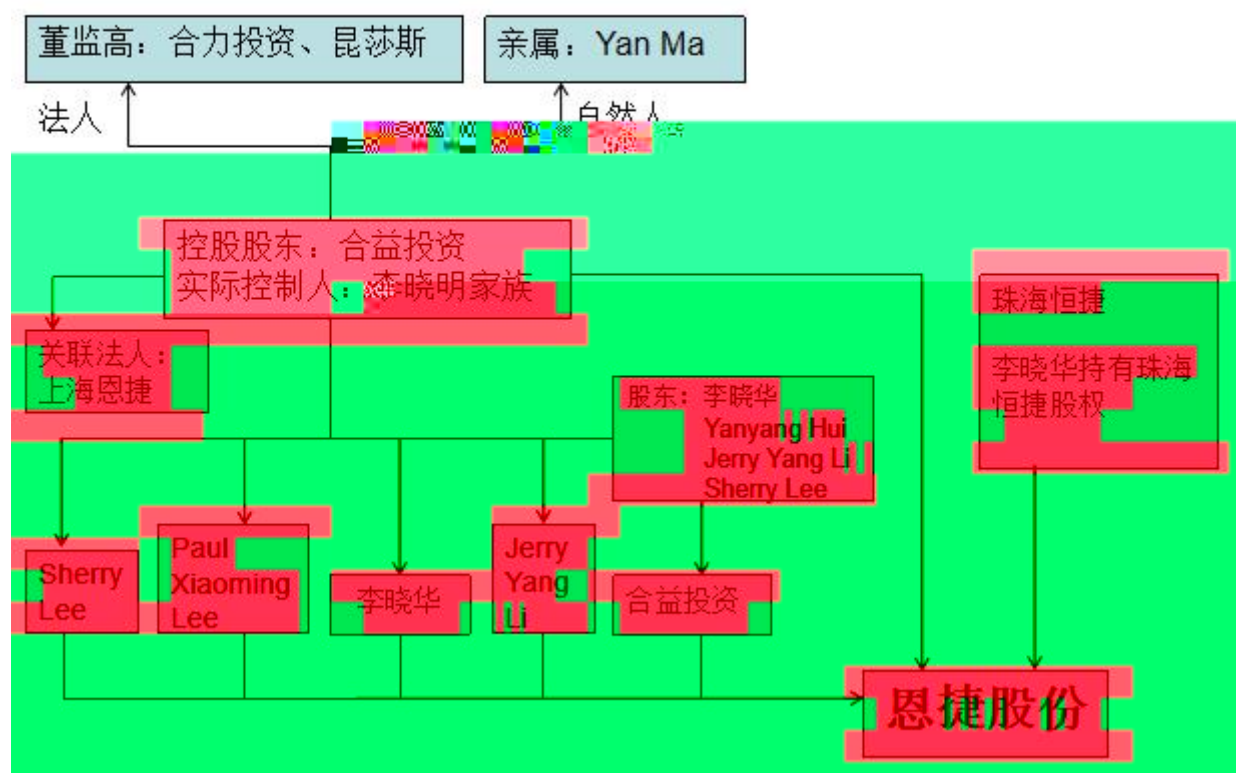
	Paul Xiaoming Lee Sherry Lee Jerry Yang Li Yanyang Hui	Yan Ma

;

Paul Xiaoming Lee			
Yan Ma			
Sherry Lee			
Yanyang Hui			
Jerry Yang Li			
	Paul Xiaoming Lee Sherry Lee Jerry Yang Li Yanyang Hui	Yan Ma	
10			

	Yanyang Hui	Paul Xiaoming Lee Yan Ma Sherry Lee
	2018	Paul Xiaoming Lee Yan Ma Sherry Lee
	Yanyang Hui Jerry Yang Li	
		2019 03 07
	2018-133 2019-019	
		2018 10 23

## 控股股东、实际控制人及其关联人



	/			
	Paul Xiaoming Lee	2010 11 10	3,000	



2 28

2020 2 11

2020

Paul Xiaoming Lee	62	2011	04	20	2020	04	19	80,584,658	0	0	56,409,261	136,993,919
	58	2011	04	20	2020	04	19	41,177,782	39,800	0	28,852,307	70,069,889
Yan Ma	61	2011	04	20	2020	04	19	0	0	0	0	0
	45	2013	08	31	2020	04	19	1,439,900	0	611,957	1,0	



1	Paul Xiaoming Lee		1958			1982	
		1984	1989	1992	12	University of Massachusetts	1992
	1995	Inteplast Corporation		1996	4		
				2006			
2			1962			1993	2
of Massachusetts			1993	1996		World-Pak Corporation	1996
						2006	
3	Yan Ma		1959			1981	1990
	2011	4					
4			1964	9		1981	1984
1989	1997					1997	2005



			2015 07 08	2020 03 16	
			2016 10 24	2020 03 16	
			2017 09 08	2020 03 16	
			2015 10 10	2019 10 01	
			2011 09 30	2020 05 30	
			2012 12 24	2020 05 30	
			2014 06 26	2020 05 31	
			2014 07 21	2020 09 05	
			2016 07 26	2020 01 07	
			2017 05 19	2020 05 18	
			2016 09 30	2019 09 01	
	Sanergy Group Limited		2019 08 07	2020 08 06	
			2016 03 01	2020 03 16	
			2017 06 19	2020 03 16	

1

2

2019

3

Paul Xiaoming Lee			62		104.06	
			58		106.41	
Yan Ma			61		0	
			45		28.79	
			56		31.2	
			47		0	
			42		5	
			50		5	
			72		5	
			43		36.41	
			42		23.08	
			43		22.78	
			50		40.12	
			41		39.52	
	--	--	--	--	447.37	--

				/	/			/		
		0	0	0	50.50	224,000	163,200	0	28.65	217,600
		0	0	0	50.50	224,000	163,200	0	28.65	217,600
	--	0	0	--	--	448,000	326,400	0	--	435,200

	2017 6 8			28.65 /
		160,000	2018 4 17	2017
		160,000	320,000	2018 7 9
				30%
		2018		320,000
	2019 7 12			544,000
			30%	

	265
	1,562
	3,920
	6,686
	0
	3,037
	86
	381
	69
	347
	3,920
	11
	62
	392
	885
	2,570
	3,920

“ ”

1,725

1,694

31

2,758

57,606

10

16

15

1

2

3

4

5

1“  
”

2019	56.72%	2019	01	03	2019	01	04	2019	2019-001
2019	51.67%	2019	03	01	2019	03	02	2019	2019-016
2019	51.43%	2019	04	01	2019	04	02	2019	2019-029
2018	61.18%	2019	05	17	2019	05	18	2018	2019-060
2019	59.31%	2019	05	30	2019	05	31	2019	2019-063
2019	66.76%	2019	07	17	2019	07	18	2019	2019-092
2019	59.46%	2019	07	29	2019	07	30	2019	2019-102
2019	57.25%	2019	08	15	2019	08	16	2019	2019-119
2019	59.08%	2019	11	07	2019	11	08	2019	2019-166
2019	59.14%	2019	12	25	2019	12	26	2019	2019-188

	16	2	14	0	0		10
	16	2	14	0	0		10
	16	2	14	0	0		10

2018

1,486,200  
55,800

“ ” 7

84

84

2,484,720  
136,680

“ ” 17

	2020 03 17			
	2020 3 17		2019	
	100.00%			
	100.00%			
	0.5%	0.25%	0.5%	0.25%
	1%	0.5%	1%	0.5%
	1.5%	1%	1.5%	1%
	1.5%		1.5%	
	0			



		128095	2020 02 11	2026 02 11	160,000	0.40% 0.60% 1.00% 1.50% 1.80% 2.00%	

	--		--		--		--
					398		14F

	1,000	159,000	2020	2	17
		9,433,962.26			4,443,396.23
		1,586,122,641.51			
			[2020]000047		
		1,586,122,641.51			
			0		
	“		4		”
			“		”

AA

AA

1

1.00%

1.50%

1.80%

2.00%

0.40%

0.60%

5

2

3

1

70%

30

“ 30 ”

2

	2019	2018	
	146,402.75	97,464.95	50.21%
	118.77%	139.35%	-20.58%
	85.96%	115.71%	-29.75%
	20.02%	<del>24.88%</del>	

132.04

53.66

2020 2 11

173,866.71

45.38%

118,361.73 ,

30.89%

	2020 03 16
	[2020]001908

2019 ( ) 2019 12 31

2019 2019 12 31

" "

1.  
2.  
( )  
1.

2019 315,956.16 / ( ) / 34

2.

- 
- 1
  - 2
  - 3
  - 4
  - 5

2019 12 31

	2019 12 31	2018 12 31
	1,011,554,636.06	314,208,776.19
	185,281,908.27	339,840,997.52
	1,424,354,132.31	1,230,782,697.45
	182,535,597.54	

	105,308,597.08	57,510,172.25
	831,637,318.80	7,586,522.74
	1,188,900.87	1,403,042.05
	759,230,046.85	472,129,627.62
	523,124,562.78	361,166,476.96
	5,023,026,799.69	2,783,225,270.73
	3,343,466.01	3,047,794.85
	10,001,993.90	10,536,225.02
	4,936,597,979.17	3,175,318,286.44
	1,554,274,795.85	1,043,819,684.10
	298,768,420.95	264,335,297.87
	44,154,633.34	34,483,188.64
	2,603,725.01	3,105,838.40

	94,713,958.19	27,633,034.58
	225,702,589.31	356,963,917.15
	7,170,161,561.73	4,919,243,267.05
	12,193,188,361.42	7,702,468,537.78
	2,670,365,032.83	930,156,501.75
	522,674,089.50	133,112,426.06
	382,691,559.85	373,895,312.46
	9,241,127.99	7,781,859.46
	20,194,051.89	20,257,450.29
	77,254,716.63	107,054,434.09
	98,657,984.36	267,394,192.31
	7,574,667.67	8,262,813.50
	448,243,627.51	157,706,906.56
	4,229,322,190.56	1,997,359,082.98
	1,967,813,815.80	784,196,508.03

	435,042,080.77	53,312,778.18
	60,696,969.12	13,253,003.17
	619,187,419.79	782,145,012.00
	3,082,740,285.48	1,632,907,301.38
	7,312,062,476.04	3,630,266,384.36
	805,370,770.00	473,867,912.00
	1,894,027,132.14	2,198,120,658.09
	28,137,312.00	50,217,436.50
	135,153,637.58	115,753,507.47
	1,744,638,648.71	1,093,630,310.62
	4,551,052,876.43	3,831,154,951.68
	330,073,008.95	241,047,201.74
	4,881,125,885.38	4,072,202,153.42
	12,193,188,361.42	7,702,468,537.78

PAUL XIAOMING LEE

	2019 12 31	2018 12 31
	173,535,371.19	92,372,038.48



		2,029,762.92
	9,915,678.59	10,363,131.41
	8,416,961.95	34,049,118.78
	4,279,631,055.64	4,079,148,964.13
	5,633,229,604.45	4,893,919,771.98
	181,264,450.04	60,000,000.00
	178,321,179.75	24,500,000.00
	41,490,200.04	52,176,077.17
	688,175.71	2,618,882.28
	198,382.51	146,120.28
	5,190,155.03	721,755.52
	502,673,483.50	75,925,501.21
	278,227.15	312,112.50
	2,614,667.67	3,302,813.50
	909,826,026.58	216,088,336.46
		1,843,783.93

		1,843,783.93
	909,826,026.58	217,932,120.39
	805,370,770.00	473,867,912.00
	3,651,035,741.69	3,971,775,141.36
	28,137,312.00	50,217,436.50
	107,401,126.59	88,000,996.48
	187,733,251.59	192,561,038.25
	4,723,403,577.87	4,675,987,651.59
	5,633,229,604.45	4,893,919,771.98

	2019	2018
	3,159,561,554.91	2,457,492,825.89
	3,159,561,554.91	2,457,492,825.89
	2,189,218,723.03	1,770,342,951.33
	1,730,301,164.11	1,42. 5 59

		14,920,443.36	20,436,713.17
		67,250,207.94	49,821,014.06
		122,867,832.09	154,427,730.03
		154,913,207.75	96,649,923.26
		98,965,867.78	24,850,303.98
		98,286,877.98	29,754,907.49
		2,491,822.81	5,211,842.55
		122,210,168.05	91,401,058.32
	" "	1,676,352.85	9,349,761.60
		1,484,572.03	1,188,900.87
	" _"		
	" "		
	" "		
	" _"	-26,343,860.48	
	" _"	-5,191,727.71	-9,947,716.33
	" _"	2,066.58	-108,018.08
	" "	1,062,695,831.17	777,844,960.07
		209,752.60	441,726.22
		975,859.91	162,484.92
	" "	1,061,929,723.86	778,124,201.37
		126,360,948.02	97,780,344.10
	" "	935,568,775.84	680,343,857.27
1.	" "	935,568,775.84	680,343,857.27
2.	" "		
1.		849,837,425.81	518,439,455.43
2.		85,731,350.03	161,904,401.84
1.			
2.			

3.		
4.		
5.		
1.		
2.		
3.		
4.		
5.		
6.		
7.		
8.		
9.		
	935,568,775.84	680,343,857.27
	849,837,425.81	518,439,455.43
	85,731,350.03	161,904,401.84
	1.06	0.72
	1.06	0.72

0

0

PAUL XIAOMING LEE

	2019	2018
	435,495,970.14	358,124,483.35
	326,842,879.99	268,866,755.95
	3,796,804.93	7,294,341.92
	13,460,720.37	15,362,698.72
	41,219,833.24	83,545,927.55
	14,039,341.87	13,823,028.20
	1,981,921.71	-6,431,150.23

	10,247,211.39	789,668.95
	7,882,890.73	6,726,507.87
	1,420,499.05	1,856,403.16
" "	160,000,000.00	200,854,031.81
" _"		
" "		
" "		
" _"	-2,862,924.22	
" _"		-3,076,244.76
" _"		
" "	192,712,042.86	175,297,071.45
	22,800.87	13,140.42
	196,959.99	18,345.68
" "	192,537,883.74	175,291,866.19
	-1,463,417.32	-6,265,723.44
" "	194,001,301.06	181,557,589.63
" "	194,001,301.06	181,557,589.63
" "		
1.		
2.		
3.		
4.		
5.		
1.		
2.		
3.		
4.		
5.		
6.		





	2019	2018
	340,079,958.02	321,906,270.95
	54,597,180.52	24,007,834.18
	394,677,138.54	345,914,105.13
	28,410,232.07	198,043,573.71
	38,918,909.22	49,000,994.36
	11,038,509.62	25,697,745.17
	108,541,985.69	47,718,531.57
	186,909,636.60	320,460,844.81
	207,767,501.94	25,453,260.32
		236,000,000.00
	119,000,000.00	48,291,715.11
	1,011,286,111.70	85,307,630.62
	1,130,286,111.70	369,599,345.73
	25,091,422.59	44,538,147.18
	860,009,113.00	
	497,691,126.81	339,243,629.89
	1,382,791,662.40	383,781,777.07
	-252,505,550.70	-14,182,431.34
	242,986,222.89	60,000,000.00
	302,510,000.00	
	545,496,222.89	60,000,000.00
	122,000,000.00	
	186,196,599.90	149,109,827.07

	148,385,108.73	799,335.00
	456,581,708.63	149,909,162.07
	88,914,514.26	-89,909,162.07
	44,176,465.50	-78,638,333.09
	82,212,081.32	160,850,414.41
	126,388,546.82	82,212,081.32



3		29,162,578.32				29,162,578.32	1,833,115.76	30,995,694.08
4	-204,680.00	-1,548,566.27	-22,080,124.50			20,326,878.23	1,461,341.42	21,788,219.65
					19,400,130.11	-198,829,087.72	-179,428,957.61	-179,428,957.61
1								

	2018										
	136,450,000.00			1,731,382,055.06	71,739,195.00		97,597,748.51	743,390,393.27	2,637,081,001.84	841,457,312.90	3,478,538,314.74
	136,450,000.00			1,731,382,055.06	71,739,195.00		97,597,748.51	743,390,393.27	2,637,081,001.84	841,457,312.90	3,478,538,314.74
" "	337,417,912.00			466,738,603.03	-21,521,758.50		18,155,758.96	350,239,917.35	1,194,073,949.84	-600,410,111.16	593,663,838.68
								518,439,455.43	518,439,455.43	161,904,401.84	680,343,857.27
	-55,800.00			804,212,315.03	-21,521,758.50				825,678,273.53	-757,354,513.00	68,323,760.53
1											
2											
3				41,863,390.88					41,863,390.88	5,737,946.16	47,601,337.04
4	-55,800.00			762,348,924.15	-21,521,758.50				783,814,882.65	-763,092,459.16	20,722,423.49
							18,155,758.96	-168,199,538.08	-150,043,779.12	-4,960,000.00	-155,003,779.12

1			18,155,758.96	-18,155,758.96			
2							
3					-150,043,779.12	-150,043,779.12	-4,960,000.00
4							-155,003,779.12
	337,473,712.00	-337,473,712.00					
1	337,473,712.00	-337,473,712.00					
2							
3							
4							
5							

[Redacted text block]

	473,867,912.00				3,971,775,141.36	50,217,436.50			88,000,996.48	192,561,038.25	4,675,987,651.59
	473,867,912.00				3,971,775,141.36	50,217,436.50			88,000,996.48	192,561,038.25	4,675,987,651.59
" "	331,502,858.00				-320,739,399.67	-22,080,124.50			19,400,130.11	-4,827,786.66	47,415,926.28
									194,001,301.06		194,001,301.06
	-204,680.00				10,968,138.33	-22,080,124.50					32,843,582.83
1											
2											
3					12,516,704.60						12,516,704.60
4	-204,680.00				-1,548,566.27	-22,080,124.50					20,326,878.23
									19,400,130.11	-198,829,087.72	-179,428,957.61
1									19,400,130.11	-19,400,130.11	
2										-179,428,957.61	-179,428,957.61
3											
	331,707,538.00				-331,707,538.00						
1	331,707,538.00				-331,707,538.00						
2											
3											
4											



2												
3					29,122,347.55							29,122,347.55
4	-55,800.00				3,179,073,151.42	-21,521,758.50						3,200,539,109.92
									18,155,758.96	-168,199,538.08		-150,043,779.12
1									18,155,758.96	-18,155,758.96		
2										-150,043,779.12		-150,043,779.12
3												
	337,473,712.00				-337,473,712.00							
1	337,473,712.00				-337,473,712.00							
2												
3												
4												
5												
6												
1												
2												
	473,867,912.00				3,971,775,141.36	50,217,436.50			88,000,996.48	192,561,038.25		4,675,987,651.59



805,370,770.00

； ( ) ；  
 ； ( ) ；  
 ； ( ) ( ) ( )  
 BOPP 1 BOPP 2  
 3

2020 3 16

15

			%	%
			100.00	100.00
			100.00	100.00
			100.00	100.00
			100.00	100.00
			100.00	100.00
			100.00	100.00
			100.00	100.00
			90.08	90.08
			100.00	100.00
			100.00	100.00
			100.00	100.00
			82.00	82.00
			100.00	100.00
			100.00	100.00
			100.00	100.00

3


“ ”

“ ”

15 ——

2014

12

1 1 12 31

1 1 12 31

1  
2  
3

4

1

2

3

4

5

1

2

A.

B.



)

(

)

(

- 1
- 2
- 3

1

2

1

b -

2

3

1

2

1

2

1

12

2

3

12

1

2

3

4

1

2


" " " 10

"



" " " 10

"



1  
2  
3

1  
2

10

6

1  
2

5

1

2

1

22 ——

2

22 ——

3

22 ——

4

5

22 ——

1

2

3

1

22 --

1

2

		20	5%-10%	4.50%-4.75%
		10-13	5%-10%	6.92%-9.50%
		5	5%-10%	18.00%-19.00%
		5	5%-10%	18.00%-19.00%
		5	5%-10%	18.00%-19.00%
		5	5%-10%	18.00%-19.00%

1

2

3

4

5

1

2

3

3

	10	
	50	

1

	3	
	10	



3

4

5

1  
6

2

1  
2

Б 18 19 20 21 22 23 24 25 26 27 28 29 30 31 32 33 34 35 36 37 38 39 40 41 42 43 44 45 46 47 48 49 50 51 52 53 54 55 56 57 58 59 60 61 62 63 64 65 66 67 68 69 70 71 72 73 74 75 76 77 78 79 80 81 82 83 84 85 86 87 88 89 90 91 92 93 94 95 96 97 98 99 100

18

3

4

1

( )

1

2

3

1

2

1

24

2

1

2

3

1.

2.

3.





	2018	12	31	2019	01	01	
			314,208,776.19		314,208,776.19		
			339,840,997.52		246,926,399.78		-92,914,597.74
			1,230,782,697.45		1,230,782,697.45		
					92,914,597.74		92,914,597.74
			57,510,172.25		57,510,172.25		

	3,047,794.85	3,047,794.85	
	10,536,225.02	10,536,225.02	
	3,175,318,286.44	3,175,318,286.44	
	1,043,819,684.10	1,043,819,684.10	
	264,335,297.87	264,335,297.87	
	34,483,188.64	34,483,188.64	
	3,105,838.40	3,105,838.40	
	27,633,034.58	27,633,034.58	
	356,963,917.15	356,963,917.15	
	4,919,243,267.05	4,919,243,267.05	
	7,702,468,537.78	7,702,468,537.78	
	930,156,501.75	931,697,913.66	1,541,411.91
	133,112,426.06	133,112,426.06	
	373,895,312.46	373,895,312.46	
	7,781,859.46	7,781,859.46	

	20,257,450.29	20,257,450.29	
	107,054,434.09	107,054,434.09	
	267,394,192.31	264,448,091.76	-2,946,100.55
	8,262,813.50	8,262,813.50	
	157,706,906.56	155,404,688.64	-2,302,217.92
	1,997,359,082.98	1,993,652,176.42	-3,706,906.56
	784,196,508.03	784,196,508.03	
	53,312,778.18	57,019,684.74	3,706,906.56
	13,253,003.17	13,253,003.17	
	782,145,012.00	782,145,012.00	
	1,632,907,301.38	1,636,614,207.94	3,706,906.56
	3,630,266,384.36	3,630,266,384.36	
	473,867,912.00	473,867,912.00	

	2,198,120,658.09	2,198,120,658.09	
	50,217,436.50	50,217,436.50	
	115,753,507.47	115,753,507.47	
	1,093,630,310.62	1,093,630,310.62	
	3,831,154,951.68	3,831,154,951.68	
	241,047,201.74	241,047,201.74	
	4,072,202,153.42	4,072,202,153.42	
	7,702,468,537.78	7,702,468,537.78	

	2018 12 31	2019 01 01	
	92,372,038.48	92,372,038.48	
	15,888,924.38	15,888,924.38	
	196,579,584.36	196,579,584.36	
	10,259,381.88	10,259,381.88	
	424,129,601.40	424,129,601.40	
	231,540,000.00	231,540,000.00	
	71,865,368.38	71,865,368.38	
	3,675,908.97	3,675,908.97	
	814,770,807.85	814,770,807.85	





2019 1 1

2019 1 1

2018 12 31		2019 1 1	
	1	2	
	246,926,399.78		246,926,399.78 246,926,399.78
	1,230,782,697.45		1,230,782,697.45 1,230,782,697.45
1,570,623,694.97	-1,570,623,694.97		-1,570,623,694.97
	92,914,597.74		92,914,597.74 92,914,597.7 4

		16% 13% 10% 9% 6%
		7% 5% 1%
		25% 15% 16.5%

	15%
	15%
	25%
	25%
	25%
	25%
	15%
	15%
	15%
	15%
	25%
	15%
	25%
	25%
	25%
	16.5%

2012 12

15%

(2018 )

<

>

2016 32

15%

16.5%

	14,120.97	16,211.66
	715,641,793.81	245,595,993.60
	295,898,721.28	68,596,570.93
	1,011,554,636.06	314,208,776.19

	214,406,111.22	52,350,319.21
	76,230,110.06	16,136,251.72
	5,262,500.00	110,000.00
	295,898,721.28	68,596,570.93

	55,600,772.01	97,833,343.78
	129,681,136.26	149,093,056.00
	185,281,908.27	246,926,399.78

	587,459,422.72	9,886,495.00
		31,321,344.41
	587,459,422.72	41,207,839.41

	18,996,000.00
	18,996,000.00



	7,129,136.06	7,129,136.06	100.00%	
	5,075,381.00	5,075,381.00	100.00%	
	2,845,087.00	2,845,087.00	100.00%	
	1,790,545.00	1,790,545.00	100.00%	
	39,106.26	39,106.26	100.00%	
	16,879,255.32	16,879,255.32	--	--

1				



	9,886,495.00	
	172,649,102.54	92,914,597.74
	182,535,597.54	92,914,597.74

2019 12 31

1	104,123,431.87	98.87%	55,489,242.51	96.48%
1 2	927,210.61	0.88%	1,826,261.07	3.18%
2 3	92,215.61	0.09%	73,052.45	0.13%
3	165,738.99	0.16%	121,616.22	0.21%
	105,308,597.08	--	57,510,172.25	--

1

	589,250.00	1-2	

		(%)		
1	19,987,080.08	18.98	1	
2	11,646,909.72	11.06	1	

3	8,229,127.68	7.81	1	
4	5,248,564.69	4.98	1	
5	4,663,202.45	4.43	1	
	49,774,884.62	47.26	—	—

	1,188,900.87	1,403,042.05
	830,448,417.93	6,183,480.69
	831,637,318.80	7,586,522.74

( )		
	1,188,900.87	1,403,042.05
	1,188,900.87	1,403,042.05

2019 12 31

	820,000,000.00	
	1,084,905.66	
	4,438,003.35	4,480,620.96
	2,696,682.56	814,470.81
	1,203,121.38	1,059,860.37
	1,769,896.21	439,711.06
	831,192,609.16	6,794,663.20

1	1	829,154,408.78
	6	827,914,744.31
	6 -1	1,239,664.47
1	2	1,392,056.20
2	3	176,052.24
3		470,091.94
3	4	14,600.00
4	5	157,534.54
5		297,957.40
		831,192,609.16

--	--	--	--

	207,534.54	50,000.00			257,534.54
	403,647.97	83,008.72			486,656.69
	611,182.51	133,008.72			744,191.23

		820,000,000.00	6	98.65%	
		1,084,905.66	6	0.13%	
		612,000.00	6	0.07%	
		500,000.00	6	0.06%	
		455,183.48	6	0.05%	
	--	822,652,089.14	--	98.96%	

	112,792,578.57	23,191.84	112,769,386.73	93,943,064.43	229,860.00	93,713,204.43
	31,577,592.12	436,222.88	31,141,369.24	36,999,507.84	436,222.88	36,563,284.96
	560,323,330.51	5,570,216.82	554,753,113.69	305,632,537.25	378,489.11	305,254,048.14
	16,721,617.70		16,721,617.70	11,999,642.07		11,999,642.07
	30,118,007.46		30,118,007.46	9,648,543.44		9,648,543.44
	91,289.59		91,289.59	258,696.91		258,696.91
	13,635,262.44		13,635,262.44	14,692,207.67		14,692,207.67
	765,259,678.39	6,029,631.54	759,230,046.85	473,174,199.61	1,044,571.99	472,129,627.62

	229,860.00			206,668.16		23,191.84
	436,222.88					436,222.88
	378,489.11	5,191,727.71				5,570,216.82
	1,044,571.99	5,191,727.71		206,668.16		6,029,631.54

	523,124,562.78	361,166,476.96
	523,124,562.78	361,166,476.96

	( )									( )	
	3,047,794.85			1,484,572.03			1,188,900.87			3,343,466.01	
	3,047,794.85			1,484,572.03			1,188,900.87			3,343,466.01	
	3,047,794.85			1,484,572.03			1,188,900.87			3,343,466.01	


2019

1.	10,001,993.90			10,001,993.90
2.	10,536,225.02			10,536,225.02

	10,001,993.90	

	4,936,597,979.17	3,175,318,286.44
	4,936,597,979.17	3,175,318,286.44

1.	732,100,703.94	3,284,619,115.52	18,854,836.11	41,738,501.83	4,077,313,157.40
2.	166,245,603.45	1,881,982,298.80	3,480,510.78	14,393,632.12	2,066,102,045.15
1	605,663.39	16,468,385.30	170,956.60	2,024,611.67	19,269,616.96
2	165,429,940.06	1,858,835,127.86	3,309,554.18	12,341,418.43	2,039,916,040.53
3	210,000.00	6,678,785.64		27,602.02	6,916,387.66
3.		26,198,420.87	239,013.00	77,351.41	26,514,785.28
1		26,198,420.87	239,013.00	77,351.41	26,514,785.28
4.	898,346,307.39	5,140,402,993.45	22,096,333.89	56,054,782.54	6,116,900,417.27
1.	148,772,819.58	726,450,827.08	10,481,614.01	16,289,610.29	901,994,870.96
2.	33,807,210.83	256,089,254.44	2,101,490.46	4,456,367.82	296,454,323.55

1	33,793,210.83	255,603,075.79	2,101,490.46	4,423,445.74	295,921,222.82
2	14,000.00	486,178.65		32,922.08	533,100.73
3.		17,860,876.57	257,003.65	28,876.19	18,146,756.41
1		17,860,876.57	257,003.65	28,876.19	18,146,756.41
4.	182,580,030.41	964,679,204.95	12,326,100.82	20,717,101.92	1,180,302,438.10
1.					
2.					
1					
3.					
1					
4.					
1.	715,766,276.98	4,175,723,788.50	9,770,233.07	35,337,680.62	4,936,597,979.17
2.	583,327,884.36	2,558,168,288.44	8,373,222.10	25,448,891.54	3,175,318,286.44

	2,105,695.50	685,133.86		1,420,561.64	
	9,135,247.28	4,427,080.56		4,708,166.72	
	11,240,942.78	5,112,214.42		6,128,728.36	

	433,179,173.14	

1

2

“ ” “81”

”

	1,546,045,179.46	1,036,991,443.87
	8,229,616.39	6,828,240.23
	1,554,274,795.85	1,043,819,684.10

30	-			263,794.64		263,794.64
	1,724,137.93		1,724,137.93	1,724,137.93		1,724,137.93
	64,902,750.98		64,902,750.98	31,137,455.46		31,137,455.46
				54,978,665.35		54,978,665.35
	62,430,402.45		62,430,402.45			
	886,052,455.29		886,052,455.29	24,820,105.62		24,820,105.62
	524,639,042.67		524,639,042.67	924,067,284.87		924,067,284.87

7 BOPP	91,958.23		91,958.23			
	6,204,431.91		6,204,431.91			
	1,546,045,179.46		1,546,045,179.46	1,036,991,443.87		1,036,991,443.87

						%	
						%	%

-	30	284,000,000.00	263,794.64	27,383,241.82	27,647,036.46	100.00	100.00
---	----	----------------	------------	---------------	---------------	--------	--------

\$

“ ” “81” ”

	5,579,312.22	5,579,312.22	4,758,642.64	4,758,642.64
	2,534,766.90	2,534,766.90	2,069,597.5	

2.	34,017,613.37			7,200,078.59	41,217,691.96
1	26,021,769.95			7,200,078.59	33,221,848.54
2					
3	7,995,843.42				7,995,843.42
3.					
1					
4.	320,805,666.11			10,443,016.49	331,248,682.60
1.	25,112,350.35			583,342.42	25,695,692.77
2.	6,099,049.85			685,519.03	6,784,568.88
1	6,020,288.01			685,519.03	6,705,807.04
2	78,761.84				78,761.84
3.					
1					
4.	31,211,400.20			1,268,861.45	32,480,261.65
1.					
2.					
1					
3.					
1					
4.					
1.	289,594,265.91			9,174,155.04	298,768,420.95
2.	261,675,702.39			2,659,595.48	264,335,297.87

0.00%

“ ” “81” ”



	34,483,188.64	9,671,444.70				44,154,633.34
	34,483,188.64	9,671,444.70				44,154,633.34

1

100% 34,483,188.64 200,000,000.00 165,516,811.36

5% 7.35%

2020 2024 2024

2

			20,000,000.00	10,328,555.30
100%	9,671,444.70			

	367,904,948.73	60,696,969.12	88,353,354.51	13,253,003.17
	367,904,948.73	60,696,969.12	88,353,354.51	13,253,003.17

		94,713,958.19		27,633,034.58
		60,696,969.12		13,253,003.17

2018 54

2018

1 1 2019 12 31

500

	194,394,615.91	313,614,324.12
	9,556,037.22	35,696,267.52
1	1,350,000.00	1,350,000.00
2	7,401,936.18	6,290,598.24
		12,727.27
	13,000,000.00	
	225,702,589.31	356,963,917.15

1

C300

2

7,401,936.18

	182,410,437.58	165,456,832.70
	34,900,000.00	48,900,000.00
	2,282,265,288.87	625,749,669.05
	169,486,222.89	90,050,000.00
	1,303,083.49	1,541,411.91
	2,670,365,032.83	931,697,913.66

1. 182,535,597.54 182,410,437.58

81

2. 4,121,169.85 9,522,666.42

34,900,000.00

81

3.

---

	197,480,189.34	204,192,367.02
	148,392,577.43	134,164,064.48
	6,172,762.14	5,948,022.24
	14,633,758.80	9,180,304.40
	16,012,272.14	20,410,554.32
	382,691,559.85	373,895,312.46

	4,702,307.64	
	2,380,827.00	
	1,745,239.38	
	1,500,000.00	
	1,043,240.00	
	11,371,614.02	--


	19,271,150.61	332,492,843.36	332,422,802.60	19,341,191.37
-	986,299.68	32,747,073.25	32,880,512.41	852,860.52
		21,000.00	21,000.00	
	20,257,450.29	365,260,916.61	365,324,315.01	20,194,051.89

1	18,070,896.18	284,453,137.10	285,196,818.30	17,327,214.98
2		13,176,125.51	13,176,125.51	
3	478,387.99	18,812,503.01	18,378,739.65	912,151.35
	430,592.81	15,613,733.43	15,205,548.57	838,777.67
	4,343.04	903,860.64	896,359.64	11,844.04
	43,452.14	2,055,263.84	2,037,186.34	61,529.64
4	227,187.04	12,757,302.06	12,685,113.10	299,376.00
5	494,679.40	3,293,775.68	2,986,006.04	802,449.04
	19,271,150.61	332,492,843.36	332,422,802.60	19,341,191.37

1	920,247.48	31,740,725.08	31,843,374.45	817,598.11

2	66,052.20	1,006,348.17	1,037,137.96	35,262.41
	986,299.68	32,747,073.25	32,880,512.41	852,860.52

		28,116,303.25		41,204,390.35
		46,448,805.71		62,135,029.07
		482,324.73		518,362.69
		747,573.66		769,263.39
		52,432.61		54,784.82
		412,047.52		111,716.00
		881,666.86		1,893,662.41
		113,562.29		367,225.36
		77,254,716.63		107,054,434.09

		7,574,667.67		8,262,813.50
		91,083,316.69		256,185,278.26
		98,657,984.36		264,448,091.76

		7,574,667.67		8,262,813.50
		7,574,667.67		8,262,813.50

	44,736,010.00	160,000,000.00
	28,137,312.00	50,217,436.50
	7,039,200.00	26,812,000.00
		10,584,905.66

	1,223,607,871.03	938,196,508.03
	1,188,354,691.89	
	-444,148,747.12	-154,000,000.00
	1,967,813,815.80	784,196,508.03


1.		2,007,906,107.28	258,657,873.15
168,134,760.83	1,223,607,871.03	81	
2.			( )
4.			

	39,360,484.74	392,443,592.21	14,421,196.18	417,382,880.77	
	17,659,200.00			17,659,200.00	
	57,019,684.74	392,443,592.21	14,421,196.18	435,042,080.77	--

								/
1	3,541,667.01			339,999.96			3,201,667.05	
2	867,924.56			113,207.52			754,717.04	
3	366,666.57			50,000.04			316,666.53	
4	609,192.80			34,977.60			574,215.20	
9000								
5	21,624,720.48			2,696,405.76			18,928,314.72	
6	12,350,313.32			1,080,781.56			11,269,531.76	
7		194,681,000.00		3,577,074.05			191,103,925.95	
8		162,957,592.21		6,528,749.69			156,428,842.52	

9		26,812,000.00					26,812,000.00	
10		4,000,000.00					4,000,000.00	
11		1,000,000.00					1,000,000.00	
12		2,698,600.00					2,698,600.00	
13		294,400.00					294,400.00	
14	17,659,200.00						17,659,200.00	
	57,019,684.74	392,443,592.21		14,421,196.18			435,042,080.77	

1 2009 2012 35kv  
680 35kv 35kv 2009  
5 31 20  
2 2017 11 2016  
100 10  
6 10  
3 2016 5 50  
4 2017 11 10 50  
5 2011 7 10 2011  
2011 1387 9000  
1,200.00  
2011 6 9000  
2011 2011 298  
9000 1,200.00  
2013 3 2012  
2012 141 2012  
2013 5 9000  
700.00 9000 300.00  
9000 3,400.00 9000  
13 2019 12 31 9000  
15,071,685.28 2013 1,454,615.38  
2014 1,454,615.38 2015 1,804,358.98 2016 2,350,833.31 2017 2,618,458.17  
2018 2,692,398.30 2019 2,696,405.76  
6 2017 2017  
2017 12 1,350.00  
2019 12 31



19,468.10

0,402.1

2015

90,065

20

1

1,08

56

2019 12 31

f

8

“

” “

52

”

9

“

m

2019 12 31

4

16#X

	619,187,419.79	782,145,012.00
	619,187,419.79	782,145,012.00

		+ -					
	473,867,912.00			331,707,538.00	-204,680.00	331,502,858.00	805,370,770.00

1					
“	”			331,707,538.00	
2					
“	”			1,753,246.27	
204,680.00	-		1,548,566.27		204,680.00

	2,123,710,709.48		333,256,104.27	1,790,454,605.21
	74,409,948.61	29,162,578.32		103,572,526.93
	2,198,120,658.09	29,162,578.32	333,256,104.27	1,894,027,132.14

1			
“	”	“53	” 1
331,707,538.00			
2			
“	”		29,162,578.32

3

“ ” “53 ” 1 1,548,566.27

	50,217,436.50		22,080,124.50	28,137,312.00
	50,217,436.50		22,080,124.50	28,137,312.00

1

2 “ ” 2019 7 22 2,484,720.00

20,399,701.70

3 “ ” “53 ” 2 204,680.00

1,680,422.80

	93,183,145.10	19,400,130.11		112,583,275.21
	21,153,681.64			21,153,681.64
	1,416,680.73			1,416,680.73
	115,753,507.47	19,400,130.11		135,153,637.58

10%

	1,093,630,310.62	743,390,393.27
	1,093,630,310.62	743,390,393.27
	849,837,425.81	518,439,455.43
	19,400,130.11	18,155,758.96



179,428,957.61

	41,986,808.20	30,469,758.69
	12,329,938.44	10,674,717.22
	4,063,055.23	4,126,652.22
	3,009,489.50	2,417,921.82
	5,860,916.57	2,131,964.11
	67,250,207.94	49,821,014.06

	50,242,454.74	46,085,881.72
	30,995,694.08	47,601,337.04
	15,022,235.90	11,684,956.68
	8,193,514.18	28,479,319.22
	1,942,171.16	3,341,121.00
	4,039,640.70	3,709,736.80
	2,881,295.77	3,063,897.29
	2,170,444.23	2,311,904.37
	7,380,381.33	8,149,575.91
	122,867,832.09	154,427,730.03

	66,358,175.43	35,263,342.25
	55,139,449.81	35,792,833.53
	11,569,371.05	8,486,515.15
	8,544,370.45	6,800,881.25
	13,301,841.01	10,306,351.08
	154,913,207.75	96,649,923.26

--	--	--

	98,286,877.98	29,754,907.49
	2,491,822.81	5,211,842.55
	-2,068,326.97	-192,424.75
	5,239,139.58	499,663.79
	98,965,867.78	24,850,303.98

	121,993,732.08	91,358,617.68
	216,435.97	42,440.64
	122,210,168.05	91,401,058.32

	1,484,572.03	1,188,900.87
	191,780.82	8,160,860.73
	1,676,352.85	9,349,761.60

	-26,343,860.48	
	-26,343,860.48	

		-9,969,871.54
	-5,191,727.71	22,155.21
	-5,191,727.71	-9,947,716.33

	2,066.58	-108,018.08

		1,000.00	
		88,929.18	
	209,752.60	351,797.04	209,752.60
	209,752.60	441,726.22	209,752.60

	612,015.00		612,015.00
		17,000.00	
	363,844.91	145,484.92	363,844.91
	975,859.91	162,484.92	975,859.91

	145,997,905.67	88,509,390.37
	-19,636,957.65	9,270,953.73



126,360,94

	235,887,901.91	16,021,108.08
	37,396,905.66	48,696,444.50
	37,970,592.47	54,236,362.46
	44,182,050.59	31,555,056.47
	5,190,997.60	768,115.00
	1,882,211.75	2,079,200.81
	1,455,187.33	2,338,018.66
	363,965,847.31	155,694,305.98

	91,480,000.00	
	1,753,246.27	799,335.00
	1,084,905.66	
	94,318,151.93	799,335.00

1	--	--
	935,568,775.84	680,343,857.27
	31,535,588.19	9,947,716.33
	296,455,453.94	161,441,123.62
	6,705,807.04	3,650,661.53
	1,183,881.89	1,678,617.96
" "	-2,066.58	108,018.08

	" "		17,000.00
	" "	98,286,877.98	29,754,907.49
	" "	-1,676,352.85	-9,349,761.60
	" "	-67,080,923.61	-3,982,049.44
	" "	47,443,965.95	13,253,003.17
		-292,292,146.94	-141,400,270.70
	" "	-683,706,759.27	-593,518,357.69
	" "	359,879,212.11	-62,274,853.24
		30,995,694.08	81,351,337.03
		763,297,007.77	171,020,949.81
2		--	--
3		--	--
		715,655,914.78	245,612,205.26
		245,612,205.26	438,427,555.56
		470,043,709.52	-192,815,350.30

		24,658,318.00

	715,655,914.78	245,612,205.26
	14,120.97	16,332.14
	715,641,793.81	244,635,873.12
		960,000.00
	715,655,914.78	245,612,205.26

	295,898,721.28	
	2,074,293,586.47	
	191,263,754.86	
	182,535,597.54	
	258,657,873.15	
	3,002,649,533.30	--

	--	--	85,418,548.39
	10,147,542.23	6.9762	70,791,284.10
	8,122.12	7.8155	63,478.43
	14,788.77	0.8958	13,247.78
	226,997,473.95	0.0641	14,550,538.08
	--	--	160,741,020.34
	18,017,686.19	6.9762	125,694,982.42

	546,740,061.15	0.0641	35,046,037.92
	--	--	316,646,608.97
	4,939,884,695.32	0.0641	316,646,608.97
		—	80,933,160.00
	5,350,000.00	6.9762	37,322,670.00
	5,580,000.00	7.8155	43,610,490.00
		—	2,026,468.80
	199,200.00	6.9762	1,389,659.04
	9,934,629.64	0.0641	636,809.76
		—	17,916.00
	20,000.00	0.8958	17,916.00

	392,443,592.21		14,421,196.18
	107,572,535.90		107,572,535.90
	500,016,128.11		121,993,732.08

	/
--	---

		12,656,500.00	
-2017		500,000.00	
		1,500,000.00	
-		4,088,906.00	
		205,000.00	
--		93,127.50	
		1,605,000.00	
-		2,000,000.00	
-		1,140,000.00	
		187,443.00	
		13,525.00	
		3,000.00	
-		7,500,000.00	
		51,840,000.00	
35kv	<sup>1</sup>	339,999.96	339,999.96
	<sup>3</sup>	50,000.04	50,000.04
	<sup>2</sup>	113,207.52	113,207.52
2017	<sup>4</sup>	34,977.60	34,977.60
9000	<sup>5</sup>	2,696,405.76	2,692,398.30
	<sup>6</sup>	1,080,781.56	1,059,621.55
	<sup>7</sup>	3,577,074.05	
	<sup>8</sup>	6,528,749.69	
2018		63,100.00	
		13,200.00	
2017		600.00	
2019		462,000.00	
		255,148.38	
2019		900,000.00	
2019		945,500.00	
2018		655,300.00	
		603,045.00	
		2,215.00	
		183,600.00	
		33,816,500.00	
		3,000,000.00	
		2,000.00	
		81,359.23	



	10,328,555.30	6,658,318.00
/	9,671,444.70	

	449,181.58	449,181.58	4,417,491.95	4,417,491.95
	3,300,095.67	3,300,095.67	420,000.00	420,000.00
	3,181,592.09	3,181,592.09	1,196,480.57	1,196,480.57
	6,410,117.16	6,410,117.16		
			7,917,081.58	7,797,422.16
	1,542,196.88	1,542,196.88		
	333,919.51	333,919.51	21,328.18	21,328.18
	739,590.38	739,590.38	303,994.09	303,994.09
			2,128,074.96	2,128,074.96
			27,509.14	27,509.14
	905,526.31	905,526.31		
	3,894,891.51	3,894,891.51	2,246,130.64	2,246,130.64
	119,616.00	119,616.00		
			31,970.41	31,970.41
	2,519,156.77	2,519,156.77	6,034,200.00	6,034,200.00
	10,328,555.30	10,328,555.30	8,119,659.42	8,000,000.00
			1,461,341.42	1,440,000.00
	10,328,555.30	10,328,555.30	6,658,318.00	6,560,000.00

1. [2020] 01022

2. [2019] 01221


				100.00%		
				100.00%		
				100.00%		
			Bopp	100.00%		
			Bopp		100.00%	
				90.08%		
					100.00%	
					100.00%	
					100.00%	
					100.00%	
					100.00%	
				100.00%		
					100.00%	
					100.00%	
					82.00%	

	9.92%	85,731,350.03		328,611,667.53



	/	/
	12,274,453.10	10,617,104.68
	236,281.64	265,128.60
	12,510,734.74	10,882,233.28
	4,152,069.71	3,605,881.07
	4,152,069.71	3,605,881.07
	8,358,665.03	7,276,352.21
	3,343,466.01	3,047,794.85
	3,343,466.01	3,047,794.85
	31,505,422.58	29,261,813.93
	3,711,430.07	2,972,252.18
	3,711,430.07	2,972,252.18
	1,188,900.87	1,403,042.05

1

GDP

2019 12 31

	185,281,908.27	
	1,471,625,093.78	47,270,961.47
	182,535,597.54	
	832,381,510.03	744,191.23
	2,671,824,109.62	48,015,152.70

2019 12 31

2

2019 12 31

1,320,386.40

536,631.18

2019 12 31

	1	1-5	5	
	2,670,365,032.83			2,670,365,032.83
	522,674,089.50			522,674,089.50
	382,691,559.85			382,691,559.85
	98,657,984.36			98,657,984.36
	448,243,627.51	1,967,813,815.80		2,416,057,443.31
	4,122,632,294.05	1,967,813,815.80		6,090,446,109.85

	1	1-5	5	
	931,697,913.66			931,697,913.66
	133,112,426.06			133,112,426.06
	373,895,312.46			373,895,312.46
	264,448,091.76			264,448,091.76
	155,404,688.64	784,196,508.03		939,601,196.67
	1,858,558,432.58	784,196,508.03		2,642,754,940.61

3

1

2019 12 31

	70,791,284.10	63,478.43	14,550,538.08	13,247.78	85,418,548.39

	125,694,982.42		35,046,037.92		160,741,020.34
	196,486,266.52	63,478.43	49,596,576.00	13,247.78	246,159,568.73
	37,322,670.00	43,610,490.00			80,933,160.00
	1,389,659.04		636,809.76		2,026,468.80
				17,916.00	17,916.00
			316,646,608.97		316,646,608.97
	38,712,329.04	43,610,490.00	317,283,418.73	17,916.00	399,624,153.77

	10,099,760.70	64,300.15	7,195.42	10,171,256.27
	54,887,723.92			54,887,723.92
	64,987,484.62	64,300.15	7,195.42	65,058,980.19
	3,291,696.01		9,015,541.34	12,307,237.35
	3,291,696.01		9,015,541.34	12,307,237.35

2019 12 31

10%

-987.80

2018

448.39 )

2

2019 12 31

241,196.26

“ ” “45 ”

2019 12 31

50

559.76 2018 576.16 )

2019 12 31

2019 12 31

SHERRY LEE

9.1%

PAUL XIAOMING LEE

17.0%

JERRY YANG LI

2.2%

53.7%

8.7%

16.6%


PAUL XIAOMING LEE	
YAN MA	
YANYANG HUI	

/

		31,505,422.58	40,000,000.00		29,261,813.93

/

		17,108,807.77	13,806,054.76

--	--	--	--

		2,285.72	2,285.72
		3,142.84	3,142.84
		22,857.15	22,857.15
	—	28,285.71	28,285.71

	40,000,000.00	2019 05 06		
	300,000,000.00	2019 08 16	2020 08 16	
	36,000,000.00	2019 09 16	2020 08 22	
	40,000,000.00	2019 08 23	2021 08 23	
	44,000,000.00	2019 03 14	2020 03 13	
	35,000,000.00	2019 03 25		
	78,000,000.00	2018 10 19	2021 10 19	
	22,300,000.00	2019 11 13	2022 11 13	
	4,000,000.00	2019 07 22		
	18,000,000.00	2019 08 29	2020 08 29	
	35,000,000.00	2019 04 12	2020 04 02	
	1,300,000,000.00	2019 05 17		
	100,000,000.00	2019 10 30	2021 12 31	
	43,344,000.00	2019 11 14		
	550,000,000.00	2019 12 17	2022 12 17	
	280,000,000.00	2019 03 13	2022 03 13	
	100,000,000.00	2019 07 30	2020 06 23	
	110,000,000.00	2019 09 10	2020 07 24	
	90,000,000.00	2019 12 06		
	200,000,000.00	2019 06 26	2022 06 25	
	100,000,000.00	2019 11 19	2024 11 18	
	220,000,000.00	2019 12 03	2020 11 18	
	100,000,000.00	2019 06 04	2020 06 04	

	200,000,000.00	2019 11 13	2020 11 01	
	100,000,000.00	2019 08 22	2020 07 10	
	150,000,000.00	2019 11 13		
	300,000,000.00	2019 06 20	2022 06 20	
	100,000,000.00	2019 07 25	2025 07 24	
	66,000,000.00	2019 09 30	2020 08 30	
	300,000,000.00	2018 12 28	2020 12 28	
	200,000,000.00	2018 08 31	2021 08 31	
	50,000,000.00	2018 12 04	2019 12 04	
	1,000,000,000.00	2019 01 15	2023 08 13	
	750,000,000.00	2019 08 01	2025 08 01	
	100,000,000.00	2019 05 14	2020 05 07	
	170,000,000.00	2019 07 04	2020 07 03	
	30,000,000.00	2019 08 05	2020 08 05	
	50,000,000.00	2019 03 21		
	50,000,000.00	2019 12 11	2024 12 11	
	35,000,000.00	2019 11 01	2020 11 01	
	35,000,000.00	2018 12 17	2019 12 17	
	100,000,000.00	2019 04 03	2020 03 23	
	80,000,000.00	2019 03 12	2020 03 12	
	1,500,000,000.00	2019 09 17	2024 12 31	
	100,000,000.00	2019 07 25	2020 07 25	
	100,000,000.00	2019 12 04	2020 11 27	

	35,000,000.00	2019 03 05		
	50,000,000.00	2019 03 26	2020 03 26	
	100,000,000.00	2019 03 19	2020 03 18	
	30,000,000.00	2019 05 06		

2019 12 31

1

26,300,000.00

273,000,000.00

3,109,344,000.00

53,000,000.00

430,000,000.00

200,000,000.00

300,000,000.00

2,220,000,000.00

1,500,000,000.00

135,000,000.00

30,000,000.00

35,000,000.00

2

PAUL XIAOMING LEE	1,000,000,000.00	2017 8 14	2025 8 13	
	1,000,000,000.00	2017 8 14	2025 8 13	
PAUL XIAOMING LEE	20,000,000.00	2017 6 30	2020 6 29	
	20,000,000.00	2017 6 30	2020 6 29	
PAUL XIAOMING LEE	50,000,000.00	2017 6 15	2020 4 4	
PAUL XIAOMING LEE	220,000,000.00	2017 6 6	2020 6 6	
PAUL XIAOMING LEE	50,000,000.00	2017 9 20	2022 9 20	
PAUL XIAOMING LEE	98,000,000.00	2017 7 25	2020 10 31	
PAUL XIAOMING LEE YAN MA	200,000,000.00	2017 10 1	2021 6 30	
	200,000,000.00	2017 10 1	2021 6 30	
PAUL XIAOMING LEE YAN MA	50,000,000.00	2017 8 18	2024 8 18	
YANYANG HUI	50,000,000.00	2017 8 18	2024 8 18	

	80,000,000.00	2018 4 20	2020 4 20	
PAUL XIAOMING LEE	120,000,000.00	2018 7 13	2021 7 13	
	3,158,000,000.00	—	—	
PAUL XIAOMING LEE				1,300,000,000.00

PAUL XIAOMING LEE

50,000,000.00

	4,499,133.69	6,905,077.39

		8,511,205.44	7,288,666.39

	0.00
	2,484,720.00
	204,680.00
	8.426

2017	4	20	2016	2017	
2017	6	1		2017	
			84		
257.00			2017	6	1
				28.65	/
	2,570,000.00		71,060,500.00		29
			8,738,000.00		1
		2,570,000.00			
					8.426 /
			12	24	36

	12	24
		30%
	24	36
		30%
	36	48
		40%

	2016
	2017
	5%

	2016	2018	7%
	2016	2019	9%

“ ”

	90	90	80	80	70	70
	100%	80%	50%			0

	66,721,700.83
	12,516,704.60

1

	2019	2018	2017
			1,002.00

2

	2019	2018	2017
	50,817,221.07	32,338,231.59	13,859,242.11
	18,478,989.48	18,478,989.48	13,859,242.11

2017 4 14

2016

1,002.00

“ ” 40 5.50 /  
11 -

2019

---

			2017	3233
	51.80	14.26 /		
14.26 /	5.50 /	87,775,200.00		
			5	2021



1

2

3

1

10%

2

10%

75%

75%

1

2

2

3C

BOPP  
BOPP

BOPP

		BOPP			
.	195,204.27	63,099.16	75,012.73	-17,360.00	315,956.16
	195,204.27	63,099.16	57,652.73		315,956.16
			17,360.00	-17,360.00	
.	108,091.97	57,645.34	71,874.72	-15,536.60	222,075.43
		148.46			148.46
	333.15	73.63	112.39		519.17
	24,693.29	1,905.86	3,803.80	-21.86	30,381.09
.	98,944.04	5,752.36	19,319.97	-17,823.40	106,192.97
.	12,521.31	608.79	-207.69	-286.31	12,636.09
.	86,422.73	5,143.57	19,527.67	-17,537.09	93,556.88
.	983,540.97	80,181.85	655,969.56	-500,373.53	1,219,318.84
.	652,133.07	38,437.34	121,516.68	-80,880.85	731,206.25
.					

	41,764,973.38	100.00%	72,588.60	0.17%	41,692,384.78	204,777,649.31	100.00%	8,198,064.95	4.00%	196,579,584.36
	30,282,737.52	72.51%	72,588.60	0.24%	30,210,148.92	204,777,649.31	100.00%	8,198,064.95	4.00%	196,579,584.36
	11,482,235.86	27.49%			11,482,235.86					
	41,764,973.38	100.00%	72,588.60	0.17%	41,692,384.78	204,777,649.31	100.00%	8,198,064.95	4.00%	196,579,584.36

1	30,234,689.15	34,042.43	0.11%
6	30,225,342.01	33,575.07	0.11%
6 -1	9,347.14	467.36	5.00%
1 2			
2 3			
3 4			
4 5	47,511.00	38,008.80	80.00%
5	537.37	537.37	100.00%
	30,282,737.52	72,588.60	--

1	1	41,715,862.81
6		41,706,021.22
6	-1	9,841.59
1	2	1,062.20
3		48,048.37
4	5	47,511.00
5		537.37
		41,764,973.38

	8,198,064.95	-8,125,476.35		72,588.60

	8,198,064.95	-8,125,476.35			72,588.60
--	--------------	---------------	--	--	-----------

1	18,082,736.71	43.30%		27,459.63
2	11,480,679.21	27.49%		
3	3,867,006.40	9.26%		
4	2,336,545.00	5.59%		3,446.05
5	969,847.14	2.32%		3,136.75
	36,736,814.46	87.96%		

	272,540,000.00	231,540,000.00
	828,585,909.57	192,589,601.40
	1,101,125,909.57	424,129,601.40

( )		
	157,500,000.00	108,000,000.00
	45,040,000.00	45,040,000.00
	70,000,000.00	78,500,000.00
	272,540,000.00	231,540,000.00

( )				
	67,500,000.00	1		
	45,040,000.00	1		
	112,540,000.00	--	--	--

	820,000,000.00
	6,166,450.43

1	1	828,574,640.25
	6	828,440,026.67
	6 -1	134,613.58
1	2	20,000.00
	3	187,016.50
	4 5	50,000.00
	5	137,016.50
		828,781,656.75

		820,000,000.00	6	98.94%	
		6,166,450.43	6	0.74%	
		1,084,905.66	6	0.13%	
		300,000.00	6	0.04%	
		200,000.00	6	0.02%	
	--	827,751,356.09	--	99.87%	

	4,167,834,622.62		4,167,834,622.62	3,726,015,701.19		3,726,015,701.19
	4,167,834,622.62		4,167,834,622.62	3,726,015,701.19		3,726,015,701.19

	( )					( )	
	162,135,598.40					162,135,598.40	
	418,898,313.03					418,898,313.03	
	3,144,981,789.76					3,144,981,789.76	
		441,809,808.43				441,809,808.43	
		9,113.00				9,113.00	
	3,726,015,701.19	441,818,921.43				4,167,834,622.62	

	363,757,839.43	259,160,659.85	350,351,578.43	261,835,783.17
	71,738,130.71	67,682,220.14	7,772,904.92	7,030,972.78
	435,495,970.14	326,842,879.99	358,124,483.35	268,866,755.95

---

	160,000,000.00	195,040,000.00
		5,814,031.81
	160,000,000.00	200,854,031.81

	2,066.58
	121,993,732.08
	191,780.82
	-549,671.34

		/	/
	20.36%	1.06	1.06
	18.03%	0.93	0.93

2019